

Use Microsoft Outlook 2007 as a RSS Reader.

You need to have open, your browser and Outlook to subscribe to a website or blog.

First you need to copy the RSS link to you clipboard. You can do this by clicking on the orange RSS button in your browser or at this blog by clicking on "RSS".

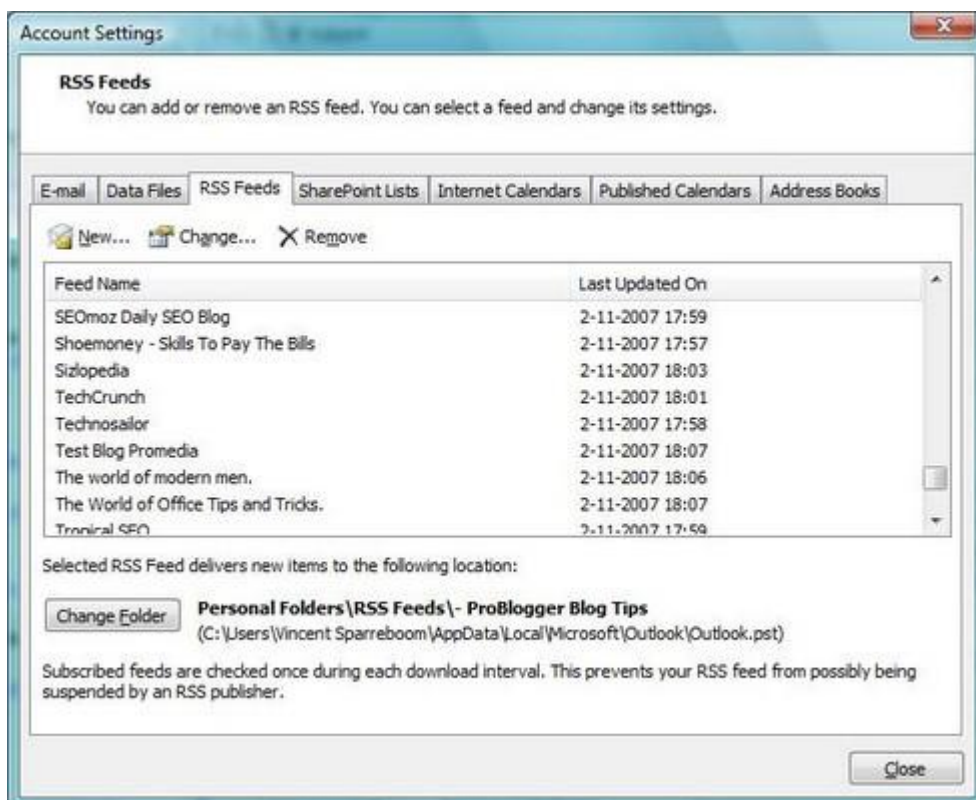


When you done this the *RSS Feed address* will appear in your browser, which you'll need to mark and copy with "CTRL+C".

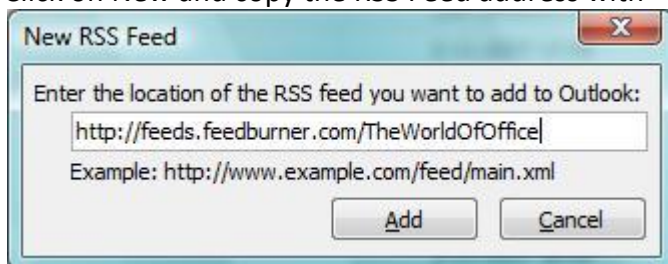


Now you need to go to *Microsoft Outlook*, click on Tools and open Account Settings.

Than open the RSS tab and you'll see that you have the options New, Change and Remove.



Click on New and copy the RSS Feed address with “CTRL+V” in the Window and click on add.

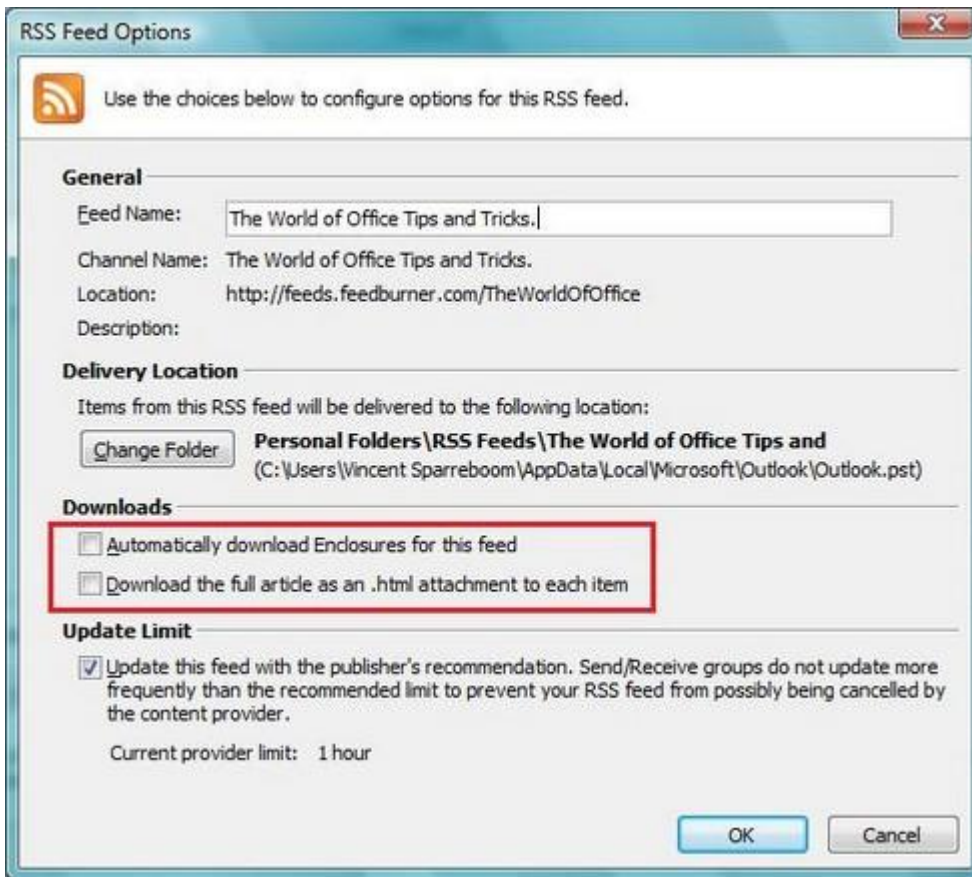


Now you are asked to enter which options you want for this particular RSS Feed.

What is important is how you want your download options set.

The first option is “Automatically Download Enclosures for this Feed”. I only have this option marked for my “important” feeds. When Bloggers are blogging with use of podcasts (mp3) or VoDcasts (video) than the whole MP3 or video is send along with the Feed. This can happen that you receive a message of 40 or even 100mb. I would not checkmark this option.

The second option is “Download the Full article as an .html”. I always mark this option; this is just how you want to view your feed.



When you click OK your new RSS Feed is automatically insert in your personal folders where you can organize them exactly the same as your e-mails.

